








Executive Headteacher: Ms J. Borley

Year 4

Homework Challenge Summer 2 2024

We would like children to select at least one of the homework challenges below for this term, however children can do as many as they wish. This will continue to be run alongside the regular reading, Maths and English homework that are set. The homework is due on **Friday 12th July 2024** and Year 4 will showcase their challenges to parents on **Monday 15th July 2024**. Submitted homework challenges can either be brought in OR you can take a photo of the finished piece and upload it to Class Dojo Portfolio Page named 'Challenge Homework Summer 2 2024'.

<p><u>Geography – Asia and China</u></p> <p>Create a Chinese fan!</p> <p><i>With the hot weather incoming, now is the perfect time to create your own Chinese fan. All you need is a piece of paper, that you can fold backwards and forwards. Draw/paint some designs. It could be butterflies, Chinese characters, or landmarks such as the Great Wall of China!</i></p> 	<p><u>English – Explanation Text</u></p> <p>Write your own explanation text.</p> <p><i>Create your own explanation text, including all the features we have learnt from our unit. Some ideas...</i></p> <p>'How is a Rainbow Formed?' 'How are Clouds Formed?' 'How do fish breathe under water?' 'How does the water cycle work?'</p> <p><i>It could even link to another subject we are learning about. Have a go at researching online, then write your own!</i></p> 	<p><u>History – Stuarts</u></p> <p>Create your own comic strip!</p> <p><i>Choose your favourite event that happened during the Stuarts and create a comic strip based around it. It could be when James VI reigned as king, or the famous Gunpowder Plot. You may want to go towards the later Stuarts and create your comic strip around the Plague.</i></p> 
<p><u>Art - Bedtime Nightlight</u></p> <p>Create your own prototype!</p> <p><i>After creating your own nightlight, you now understand how important a prototype is when creating your final product. Using all your knowledge, you can now make your own model to creating anything you want! It could be a torch, a lamp, a fan. Make a 3D model of it and bring it in to show the class! Be creative as possible 😊</i></p> 	<p><u>Science – Astronomy</u></p> <p>Make your own solar system model!</p> <p><i>Using your knowledge about the Solar System, create your own lifelike model. Try and find some polystyrene balls or use paper plates to make all the planets. Join them together with wooden sticks and paint/colour each planet in. You can always draw them instead, just make sure they are in the right order!</i></p> 	<p><u>Maths – Times Tables</u></p> <p>Play times tables bingo!</p> <p><i>Get your family/friends involved in a game of times-table bingo! Write down lots of multiplication number sentences with answers and then split a piece of paper into 6 and write down 6 of the number sentences without the answers. Nominate someone to call out the answer to the list of number sentences and cross off if your answer is called. Decide what you are playing for! Take a video or bring in your bingo cards 😊</i></p> 

--	--	--